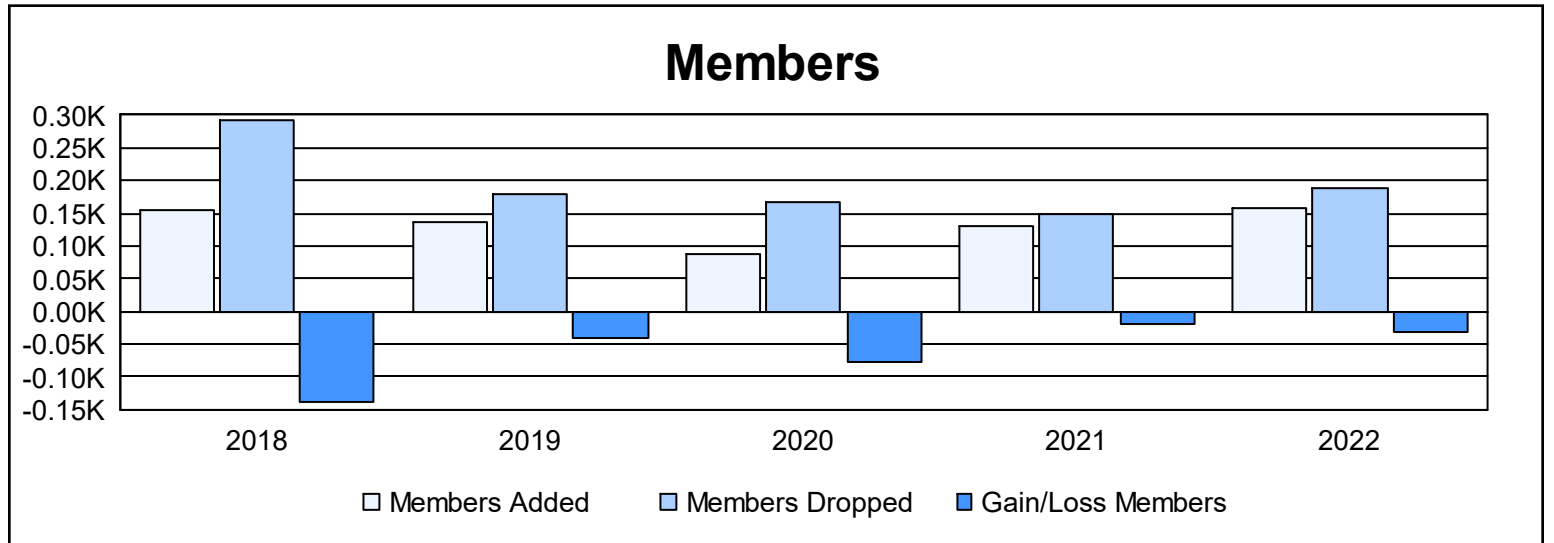
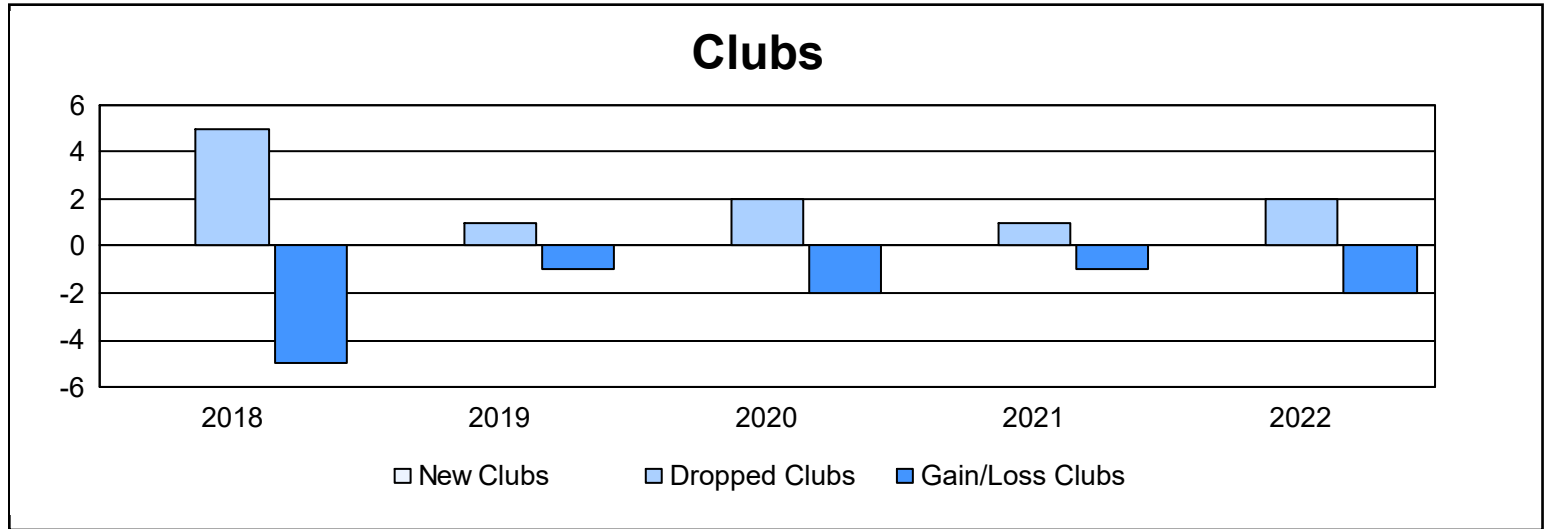
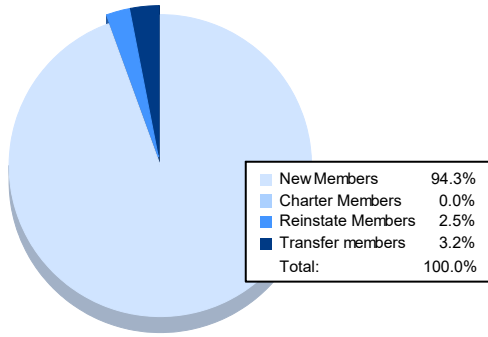


| Year           | New Clubs | Dropped Clubs | Gain/ Loss Clubs | New Members | Charter Members | Reinstate Members | Transfer Members | Total Member Added | Total Members Dropped | Gain/ Loss Members |
|----------------|-----------|---------------|------------------|-------------|-----------------|-------------------|------------------|--------------------|-----------------------|--------------------|
| 2017-2018      | 0         | 5             | -5               | 143         | 0               | 5                 | 6                | 154                | 293                   | -139               |
| 2018-2019      | 0         | 1             | -1               | 121         | 2               | 9                 | 6                | 138                | 180                   | -42                |
| 2019-2020      | 0         | 2             | -2               | 79          | 0               | 3                 | 7                | 89                 | 167                   | -78                |
| 2020-2021      | 0         | 1             | -1               | 122         | 0               | 4                 | 4                | 130                | 149                   | -19                |
| 2021-2022      | 0         | 2             | -2               | 149         | 0               | 4                 | 5                | 158                | 189                   | -31                |
| <b>Average</b> | <b>0</b>  | <b>2</b>      | <b>-2</b>        | <b>123</b>  | <b>0</b>        | <b>5</b>          | <b>6</b>         | <b>134</b>         | <b>196</b>            | <b>-62</b>         |



### Membership Composition June 2022 Cumulative



### Gender Composition June 2022 Cumulative

